



业 团 份 公 司

2025 年 半 年 度 务 告

2025 年 08

合并及公司资产负债表

2025年6月30日

编制单位：赛隆药业集团股份有限公司

单位：人民币元

项目	2025年6月30日		2024年12月31日	
	合并	母公司	合并	母公司
流动资产：				
货币资金	6,877,461.70	3,539,338.08	48,843,383.16	9,345,951.34
交易性金融资产				
应收账款	6,041,369.49	1,022,571.75	12,567,483.89	1,120,947.83
应收账款融资	91,404,923.94	77,428,477.96	67,046,975.03	48,632,249.22
预付款项	3,721,347.58	564,721.34	3,024,111.11	1,772,722.72
其他应收款		230,887.11		230,887.11
其他流动资产			64,077.12	
流动资产合计	16,640,102.71	5,126,717.28	124,581,957.19	51,070,801.24
非流动资产：				
债权投资				
其他债权投资				
长期应收款				1,000,231.72
长期股权投资			143,347,792.90	
其他权益工具投资				
其他非流动金融资产			4,000,000.00	
投资性房地产	18,189,244.58		18,189,244.58	
固定资产	32,694,121.03		20,300,926.11	332,163,310.30
在建工程	6,276,738.79		5,100,267.71	
无形资产				
开发支出				
商誉				
长期待摊费用		4,919,295.16	3,814,333.24	3,061,868.73
递延所得税资产	2,976,877.26	69,387,500.00	3,107,572.26	67,712,531.21
其他非流动资产				
非流动资产合计	56,050,181.75	55,054,326.06	176,609,054.33	56,100,805.98
资产总计	72,690,284.46	60,181,043.34	291,191,011.52	107,171,607.22
流动负债：				
短期借款				
应付账款				
应付账款融资				
预收款项				
合同负债				
应付职工薪酬				
应交税费				
其他应付款				
其他流动负债				
流动负债合计	17,206,542.79	55,575,328.06	16,609,054.33	56,100,805.98
非流动负债：				
长期应付款				
长期应付职工薪酬				
预计负债				
递延所得税负债				
其他非流动负债				
非流动负债合计	4,466,875.41	4,919,295.16	3,814,333.24	3,061,868.73
负债合计	21,673,418.20	60,494,623.22	20,423,387.57	59,162,674.71
所有者权益（或股东权益）：				
实收资本（或股本）				
资本公积				
盈余公积				
未分配利润				
所有者权益合计	51,016,866.26	0.12	270,767,623.95	47,908,932.51
负债和所有者权益总计	72,690,284.46	60,494,623.34	291,191,011.52	107,171,607.22

合并及公司资产负债表(续)					
2025年12月31日					
		合并	母公司	合并	母公司
		人民币元	人民币元	人民币元	人民币元
	交易性金融负债			1,134,459.63	60,255,741.87
	应付账款	89,921,738.12	11,842,981.29	89,921,738.12	85,718,177.00
	预收款项				
	合同负债	12,497,388.70	1,613,424.32	11,507,061.52	4,719,973.20
18	应付职工薪酬	50,806,151.49	1,542,063.63	6,121,809.76	2,154,580.00
14	应交税费	2,039,706.57	1,068,957.46	8,192,416.70	2,568,770.00
29	其他应付款	6,505,321.33	19,393,959.42	9,197,717.45	12,183,100.00
	其中：应付利息				
	应付股利				
	持有待售负债				
	一年内到期的非流动负债	20,092,080.32	1,090,934.27	22,234,082.61	2,114,011.60
	其他流动负债	4,510,731.93	1,232,316.91	7,322,998.12	966,232.96
	流动负债合计	133,367,818.36	25,773,650.28	144,906,964.33	108,758,812.73
	非流动负债				
30.51	长期应付款	9,407,000.00	5,493,734.27	9,624,774.31	9,688,000.00
	其他非流动负债				
30.36.14	非流动负债合计	9,407,000.00	5,493,734.27	9,624,774.31	9,688,000.00
38,562.90	负债合计	142,774,818.36	31,267,384.55	154,531,738.64	118,446,812.73
100,000.00	资本公积	288,469,403.00		170,000,000.00	170,000,000.00

合并及公司利润表

2025年6月

编制单位：赛隆药业集团股份有限公司

单位：人民币元

项 目	本年累计余额		上期累计余额	
	合并	母公司	合并	母公司
一、营业收入	135,707,334.41	93,926,297.51	156,062,416.75	88,253,692.83
减：营业成本	93,910,911.29	68,585,116.76	83,059,847.92	61,067,807.59
税金及附加	1,987,513.51	324,567.27	2,147,107.82	240,054.51
销售费用	12,906,339.92	7,080,051.34	29,034,096.02	20,746,815.49
管理费用	22,133,744.13	7,922,198.45	22,552,544.33	7,398,800.37
研发费用	10,282,255.43	2,896,846.21	11,398,467.91	3,266,285.45
财务费用	3,778,429.20	1,333,249.56	2,770,821.06	480,429.19
其中：利息费用				
利息收入				
汇兑损益				
其他				
资产减值损失				
公允价值变动损益				
其他收益				
营业外收入				
营业外支出				
所得税费用				
二、营业利润	41,796,423.12	25,341,180.75	73,002,568.83	27,185,885.24
加：营业外收入				
减：营业外支出				
三、利润总额	41,796,423.12	25,341,180.75	73,002,568.83	27,185,885.24
减：所得税费用	10,449,105.78	6,335,296.69	18,250,717.21	6,817,462.81
四、净利润	31,347,317.34	19,005,884.06	54,751,851.62	20,368,422.43
归属于母公司所有者的净利润	31,347,317.34	19,005,884.06	54,751,851.62	20,368,422.43
少数股东损益				
五、其他综合收益				
六、综合收益总额	31,347,317.34	19,005,884.06	54,751,851.62	20,368,422.43
归属于母公司所有者的综合收益总额	31,347,317.34	19,005,884.06	54,751,851.62	20,368,422.43
少数股东综合收益总额				

合并及公司现金流量表

合并现金流量表		公司现金流量表	
项目	2025年1-6月	2024年1-6月	2023年1-6月
一、经营活动产生的现金流量			
销售商品、提供劳务收到的现金	1,000,000.00	1,000,000.00	1,000,000.00
收到的税费返还			
收到其他与经营活动有关的现金	100,000.00	100,000.00	100,000.00
经营活动现金流入小计	1,100,000.00	1,100,000.00	1,100,000.00
购买商品、接受劳务支付的现金	800,000.00	800,000.00	800,000.00
支付给职工以及为职工支付的现金	200,000.00	200,000.00	200,000.00
支付的各项税费	100,000.00	100,000.00	100,000.00
支付其他与经营活动有关的现金	100,000.00	100,000.00	100,000.00
经营活动现金流出小计	1,200,000.00	1,200,000.00	1,200,000.00
经营活动产生的现金流量净额	(100,000.00)	(100,000.00)	(100,000.00)
二、投资活动产生的现金流量			
收回投资收到的现金	1,000,000.00	1,000,000.00	1,000,000.00
取得投资收益收到的现金			
处置固定资产、无形资产和其他长期资产收回的现金净额			
处置子公司及其他营业单位收到的现金净额			
收到其他与投资活动有关的现金			
投资活动现金流入小计	1,000,000.00	1,000,000.00	1,000,000.00
购建固定资产、无形资产和其他长期资产支付的现金			
取得子公司及其他营业单位支付的现金净额			
支付其他与投资活动有关的现金			
投资活动现金流出小计			
投资活动产生的现金流量净额	1,000,000.00	1,000,000.00	1,000,000.00
三、筹资活动产生的现金流量			
吸收投资收到的现金			
发行债券收到的现金			
取得借款收到的现金			
收到其他与筹资活动有关的现金			
筹资活动现金流入小计			
偿还债务支付的现金			
分配股利、利润或偿付利息支付的现金			
支付其他与筹资活动有关的现金			
筹资活动现金流出小计			
筹资活动产生的现金流量净额			
四、汇率变动对现金及现金等价物的影响			
五、现金及现金等价物净增加额	900,000.00	900,000.00	900,000.00
期初现金及现金等价物余额	1,000,000.00	1,000,000.00	1,000,000.00
期末现金及现金等价物余额	1,900,000.00	1,900,000.00	1,900,000.00

合并股东权益变动表

2025年半年度

编制单位：赛隆药业集团股份有限公司

单位：人民币元

项目	2025年1-6月		2024年1-6月	
	本期金额	上期金额	本期金额	上期金额
一、股本	1,000,000,000.00	1,000,000,000.00	1,000,000,000.00	1,000,000,000.00
二、其他综合收益	10,000,000.00	10,000,000.00	10,000,000.00	10,000,000.00
三、盈余公积	50,000,000.00	50,000,000.00	50,000,000.00	50,000,000.00
四、未分配利润	2,000,000,000.00	1,900,000,000.00	1,800,000,000.00	1,700,000,000.00
五、所有者权益合计	3,060,000,000.00	2,960,000,000.00	2,860,000,000.00	2,760,000,000.00
六、所有者权益变动				
1. 资本公积转增股本				
2. 盈余公积转增股本				
3. 盈余公积弥补亏损				
4. 其他				
七、所有者权益变动				
1. 资本公积转增股本				
2. 盈余公积转增股本				
3. 盈余公积弥补亏损				
4. 其他				

合并股东权益变动表

2025年半年度

编制单位：赛隆药业集团股份有限公司

单位：人民币元

项目	2025年1-6月		2024年1-6月	
	本期金额	上期金额	本期金额	上期金额
一、股本				
1. 发行前				
2. 发行后				
二、其他权益工具				
三、资本公积				
四、盈余公积				
五、未分配利润				
六、少数股东权益				
七、所有者权益合计				
八、负债和所有者权益总计				

公司股东权益变动表

2025年半年度

编制单位：赛隆药业集团股份有限公司

单位：人民币元

项目	本期金额					
	股本	资本公积	其他综合收益	盈余公积	未分配利润	所有者权益合计
一、上年末余额	176,000,000.00	276,648,864.07	18,009,717.23	-3,429,206.53	467,229,375.77	974,558,751.54
二、本年增减变动金额（减少以“-”号填列）					32.60	32.60
（一）综合收益总额					4,028,832.60	4,028,832.60
（二）股东投入和减少资本						
1. 股东投入的普通股						
2. 股份支付计入股东权益的金额						
3. 其他						
（三）利润分配						
1. 提取盈余公积						
2. 对股东的分配						
3. 其他						
（四）股东权益内部结转						
1. 资本公积转增股本						
2. 盈余公积转增股本						
3. 盈余公积弥补亏损						
4. 其他综合收益结转留存收益						
5. 其他						
（五）专项储备						
1. 本期提取						
2. 本期使用（以负号填列）						
（六）其他						
四、本年年末余额	176,000,000.00	276,648,864.07	18,009,717.23	-3,429,206.53	467,229,375.77	974,558,751.54

公司法定代表人：陈科

主管会计工作的公司负责人：高亮

公司会计机构的负责人

公司股东权益变动表

2025年半年度

编制单位：赛隆药业集团股份有限公司

单位：人民币元

	上期金额							
	股本	资本公积	减：库存股	其他综合收益	专项储备	盈余公积	未分配利润	股东权益合计
一、上年年末余额	176,000,000.00	276,648,864.07				18,009,717.23	8,336,371.15	479,054,952.45
加：会计政策变更								
前期差错更正								
其他								
二、本年初余额	176,000,000.00	276,648,864.07				18,009,717.23	8,336,371.15	479,054,952.45
三、本半年增减变动金额（减少以“-”号填列）							-2,706,138.31	-2,706,138.31
（一）综合收益总额							813,861.69	813,861.69
（二）股东投入和减少资本								
1. 股东投入的普通股								
2. 股份支付计入股东权益的金额								
3. 其他								
（三）利润分配							-3,520,000.00	-3,520,000.00
1. 提取盈余公积								
2. 对股东的分配							-3,520,000.00	-3,520,000.00
3. 盈余公积弥补亏损								
4. 其他综合收益结转留存收益								
5. 其他								
（五）专项储备								
1. 本期提取								
2. 本期使用（以负号填列）								
（六）其他								
四、本年年末余额	176,000,000.00	276,648,864.07				18,009,717.23	5,690,232.84	476,348,814.14
法定代表人：陈科	主管会计工作的公司负责人：高京			公司会计机构负责人：曲崇				

2002 4 3

91440400737568573N

A

31 2

21

2014 12

31 2 21

31 2 21

2025 8

27

15

2023

17

20

21

26

Bb

2025

1

30

2025

2025 6

2

31

3

12

4

5

500

500

•  • 4vDY

10%

2

3

7

1

2

3

4

8

1

A

B

C

D

E

2

9

10

11

1

2

•

2025

-

-

-

4

5

12

6

•

•

2025

- 14 —
-
-

12

12

12

12

12

A

• 1

B

• 1

• 2

/

/

• 1

• 2

• 3

A

•

1

12

12

•

•

•

2025

7

8

12

13

1

2

3

4

5

2025

14

1

2025

1

2


22

26

22

3

2025




20%

20%

0%

0%



4

14

U•ÁBhX û

5

2Ä

2

	20-50	3.00	4.85-1.94
	5 10	3.00	19.40 9.70
	5	3.00	19.40
	5	3.00	19.40

3


22

4

5

19

1



2

3

3

20

2025

50

5-10

5-10

5

10

22

21

2025

22

2025

23

24

1

2


3

\$ 34

2025

2

3



2

27

2025

28

1

1

2

1

2

1

2

30

1

2

31

12

4

3

22

23

40

22

4

14 —

21 —

22

22

31

1

13

2

3

22

32

2022 136

”

“

“ ”

33

2025

34

1

2

1

13% 9%

7%

25%

15

15

15

20

20

20

20

20

20

25

2

2023 12 28

GR202344009213

2023

2025

15%

2025

2,886,071.41

3

1

1		88,302,569.66	68,257,104.41
1	2	6,350,451.49	499,471.36
2	3	35,394.47	285,996.61
3	4	577,644.88	451,556.30
4	5	143,729.90	184,776.00
5		471,200.00	335,200.00
		4,476,066.46	2,967,129.65

2

95,880,990.40 100.00 4,476,066.46 4.67 91,404,923.94

95,880,990.40 100.00 4,476,066.46 4.67 91,404,923.94

2025

70,014,104.68	100.00	2,967,129.65	4.24	67,0-
---------------	--------	--------------	------	-------

0 ↓

2025

6,535,180.44

20,061,885.61

-

21,740,937.61

5

1

1		3,372,320.93	90.62	2,647,719.55	87.55
1	2	139,800.47	3.76	165,774.48	5.48
2	3	101,717.67	2.73	100,620.71	3.33
3		107,508.51	2.89	110,020.66	3.64

2

	1,366,307.13	1,282,715.59
--	--------------	--------------

○

	2,853,396.35	285,339.65	2,568,056.70	2,793,252.35	279,325.24	2,513,927.11
	726,626.69	79,885.35	646,741.34	193,127.08	909.00	192,218.08
	350,000.00	350,000.00	-	350,000.00	350,000.00	-
	1,025,998.22	651,082.13	374,916.09	945,389.93	652,481.35	292,908.58

○

	4,406,021.26	18.53	816,307.13	3,589,714.13
	1,552,624.91	34.20	530,967.48	1,021,657.43
	2,853,396.35	10.00	285,339.65	2,568,056.70

	200,000.0	100.00	200,000.0
	0		0
	350,000.0	100.00	350,000.0
	0		0
	350,000.0	100.00	350,000.0
	0		0

	3,731,769.3	19.63	732,715.5	2,999,053.
--	-------------	-------	-----------	------------

2025

	6		9	77
	938,517.01	48.31	453,390.35	485,126.66
	2,793,252.35	10.00	279,325.24	2,513,927.11

	200,000.00	100.00	200,000.00	
	350,000.00	100.00	350,000.00	
	350,000.00	100.00	350,000.00	



	732,715.59		550,000.00	1,282,715.59
--	------------	--	------------	--------------

--
--
--
--

	83,591.54			83,591.54
--	-----------	--	--	-----------



	1,276,967.19	1-2 ,5	25.77	127,696.72
	934,000.00	2-3	18.85	93,400.00

2025

				0
	350,000.00	5	7.06	350,000.00
()	200,000.00	1-2	4.04	200,000.00
	100,000.00	1	2.02	1,610.00

7

1

WT 'B O

2025

8

4,444,808.77	1,027,508.12
96,815.67	182,908.18

9

1	1,662,231. 72	1,662,231. 72	5.55%
---	------------------	------------------	-------

10

4,900,000.00	4,900,000.00
--------------	--------------

8	2020	6	2020	4
			25	

1000	510	51%	49%
------	-----	-----	-----

30

2025

51%

51%

10

4308

5169

2025

8.31%

41,550,000.00

11

1. 21,998,062.36

2.

1

2 \ \

3

3.

1

2

4.

21,998,062.36

1.

3,606,098.30

2.

202,719.48

1

202,719.48

2

3

3.

1

2

4.

3,808,817.78

1.

2.

1

2

3

1

2

4.

1.

18,189,244.58

2.

18,391,964.06

2,711,077.48

2025

12

	321,394,012.31	332,175,631.30
--	----------------	----------------

1



2025

1



3,794,022.82	3,794,022.82	2,434,170.44	2,434,170.44
2,482,715.97	2,482,715.97	3,392,847.47	3,392,847.47
-	-	65,108.80	65,108.80



2,434,170. 44	2,757,379. 06	1,340,922. 91	56,603.7 7	3,794,022. 82
3,392,847. 47	886,449.9 7	861,300.35	935,281. 12	2,482,715. 97

500,948,900.00	46.47%	46.47%
312,000,000.00	30.42%	30.42%

14

1.	66,150,928.79
2.	
1	
2	
3.	
1	
2	
3	
4.	66,150,928.79

2025

1.		1,985,766.81
2.		1,065,439.74
1		1,065,439.74
2		
3.		
1		
2		
3		
4.		3,051,206.55
1.		
2.		
1		
2		
3.		
1		
2		
3		
4.		
1.		63,099,722.24
2.		64,165,161.98

55

15

1

1.2024.12. 31	72,069,340.0 0	127,000.0 0	27,517,639.4 6	2,016,827.6 5	206,829.7 0	101,937,636.8 1
2.	-	-	3,979,508.26	16,000.00	-	3,995,508.26
1	-	-	-	16,000.00	-	16,000.00
2	-	-	3,979,508.26	-	-	3,979,508.26
3.	-	-	-	-	-	-
1	-	-	-	-	-	-
4.2025.6.3 0	72,069,340.0 0	127,000.0 0	31,497,147.7 2	2,032,827.6 5	206,829.7 0	105,933,145.0 7
	-	-	-	-	-	-
1.2024.12. 31	13,482,661.3	127,000.0	13,242,154.9	1,500,316.8	110,304.7	28,462,437.79

2025

	1	0	2	5	1	
2.	720,829.50	-	1,435,890.70	153,953.02	10,341.06	2,321,014.28
1	720,829.50	-	1,435,890.70	153,953.02	10,341.06	2,321,014.28
2	-	-	-	-	-	-
3.	-	-	-	-	-	-
1	-	-	-	-	-	-
2	-	-	-	-	-	-
4.2025.6.3 0	14,203,490.8 1	127,000.0 0	14,678,045.6 2	1,654,269.8 7	120,645.7 7	30,783,452.07
	-	-	-	-	-	-
1.2024.12. 31	-	-	5,762,445.90	-	-	5,762,445.90
2.	-	-	-	-	-	-
1	-	-	-	-	-	-
2	-	-	-	-	-	-
3.	-	-	-	-	-	-
1	-	-	-	-	-	-
2	-	-	-	-	-	-
4.2025.6.3 0	-	-	5,762,445.90	-	-	5,762,445.90
	-	-	-	-	-	-
1. 2025.6.30	57,865,849.1 9	-	11,056,656.2 0	378,557.78	86,183.93	69,387,247.10
2. 2024.12.31	58,586,678.6 9	-	8,513,038.64	516,510.80	96,524.99	67,712,753.12

○

29.73%

○

12

2

16

20mg	15,425,198.1 1	415,447.2 8		15,840,645. 39
	13,336,690.5 2			13,336,690. 52
	10,945,049.7 6	22,092.86		10,967,142. 62
	3,228,487.90	67,142.03		3,295,629.9 3
	1,756,052.93			1,756,052.9 3
	915,501.12	139,594.4 6		1,055,095.5 8
	902,238.93	69,274.92		971,513.85
	757,533.59	77,831.86		835,365.45
	743,533.85	53,506.89		797,040.74
	698,818.74	33,332.49		732,151.23
	653,400.69	-2,944.65		650,456.04
	483,896.10	155,039.3 7		638,935.47
	372,549.26	251,621.9 6		624,171.22
	442,632.97	87,054.08		529,687.05
	151,957.62	365,891.6 7		517,849.29
	456,874.94	25,859.37		482,734.31
	233,187.34	249,346.9 0		482,534.24
	417,508.54	2,597.98		420,106.52
	308,901.38	54,319.75		363,221.13
		353,218.9 5		353,218.95
		295,854.0 5		295,854.05
		278,603.6 6		278,603.66
		229,394.1 9		229,394.19
	743,255.84	20,196.71	762,218.0 5	1,234.50
	1,669,952.99	20,665.32	1,690,618.	-

2025

			31	
	833,371.75	19,250.95	852,622.70	-
	624,211.11	41,950.57	666,161.68	-
		-3,856.96	-3,856.96	-
		7,930.76	7,930.76	-
		2,201.11	2,201.11	-
		1,612.61	1,612.61	-

17

	3,061,866.73	2,233,775.25	376,356.82	4,919,285.16
--	--------------	--------------	------------	--------------

18

1

	3,235,996.73	485,399.51	3,235,996.73	485,399.51
	7,074,411.14	1,061,161.67	20,645,324.13	3,096,798.62
	596,269.76	89,440.46	828,918.00	124,337.70
	63,099,722.24	9,464,958.35	64,165,162.07	9,624,774.31

2

			26,593,883.20	24,013,516.27
			467,666,448.99	447,091,579.92

3

2025		1,623,212.07	1,643,593.80	
------	--	--------------	--------------	--

2025

2026	225,653.31	432,628.25
2027	3,678,426.06	3,849,671.05
2028	5,113,591.21	5,099,101.91
2029	65,245,648.69	77,594,319.25
2030	135,491,123.95	132,512,135.99
2031	61,318,087.56	61,318,087.56
2032	77,560,314.26	82,104,182.90
2033	49,892,038.90	49,892,038.90
2034	31,788,429.47	32,645,820.31
2035	35,729,923.51	

19

	563,941.27	563,941.27	358,508.64	358,508.64
	177,763.50	177,763.50	264,812.79	264,812.79

20

	137,254,041.31	112,053,483.81	12
	68,069,340.00	55,245,848.27	15
	876,000.00	876,000.00	
	181,692,969.25	137,453,311.35	
	68,069,340.00	55,926,677.81	

21

	48,200,000.00	39,740,000.00
--	---------------	---------------

2025

					18,716,102.78	30,227,269.44
					56,353,720.00	58,167,190.19

1						
	2025	1	23			
				1,870		
					2025	2 11 2026
2	11					
2						
	2024	8	12			
				1,000		
						2024 8 23
	2025	8	22			
	2024	10	21			
				1,000	319	2024
11	4	2025	11 3	681		
					2024	11 22
2025	11	3				
	2024	12	2			
				1,000		N-
				2024	12 2	2025 12 2
	2024	9	27			
						581.47
	249.60				2024	9 29
						2024 9 27
2025	9	27				
	2025	2	25			
					1,000	
				2025	2 25	2026 2 24
	2025	3	5			
				800		

2025

		3,523,841.10		5,365,893.21
--	--	--------------	--	--------------

24

		12,497,388.70		11,507,061.52
--	--	---------------	--	---------------

25

	6,096,809.76	24,865,558.26	25,897,756.53	5,064,611.49
-		1,728,757.93	1,727,217.93	1,540.00
	25,000.00	720,832.00	745,832.00	-

1

	5,078,288.30	21,119,386.78	21,918,510.06	4,279,165.02
		1,272,080.28	1,272,080.28	-
		958,883.26	958,423.26	460.00
1		862,334.98	861,914.98	420.00
2		96,548.28	96,508.28	40.00
	218,496.00	1,165,875.12	1,212,296.12	172,075.00
	532,121.46	38,333.41	37,962.90	532,491.97
		↓ 811'83		
	267,904.00	310,999.41	498,483.91	80,419.50

2

↓

2025

26

	739,788.68	681,604.90
	707,426.98	6,242,933.44
	222,216.46	202,699.18
	128,695.75	487,479.52
	92,153.96	419,991.24
	68,259.14	
	63,832.78	93,490.14
	10,658.51	41,743.33
	6,674.31	4,841.71
		17,633.24

27

	6,505,321.33	9,197,717.45
--	--------------	--------------

	2,820,764.22	2,078,594.98
	3,616,341.88	6,919,779.34
	68,215.23	68,215.23
		131,127.90

28

	23,990,261.81	6,268,729.44
	4,281,030.18	15,464,781.04
	420,788.53	501,312.13

1

	851,168.76	3,225,316.67
	23,139,093.05	3,043,412.77

2025

2

4,281,030.18 15,464,781.04

29

2,886,071.41 6,311,204.82
1,624,660.52 1,011,793.30

30

851,168.76 5.50% 3,485,316.67 5.50%
31,639,093.05 2.95%-5.1% 32,643,412.77 2.95%-5.1%
32,490,261.81 36,128,729.44
23,990,261.81 2.95%-5.5% 6,268,729.44 2.95%-5.5%

1

2024 8 29

1,000

2024 8 29 2027 8 28

2025 6 30

50 950

2023 4 26

2,500

2023 4 26

2026 4 26

2025 6 30 290 2,210

5 2

2

12 1

2025

31

		596,269.76	828,892.69
		420,788.53	501,312.13

2025		13,889.30	-
	13,889.30		

32

		7,448,149.47	11,514,692.55
		11,729,179.65	26,979,473.59
		11,729,179.65	26,979,473.59
		4,281,030.18	15,464,781.04

33

	1,339,394. 16	38,636.34	1,300,757. 82
2020	1,050,000. 00	75,000.00	975,000.00
	210,000.00	7,500.00	202,500.00
		394,685. 95	130,868.2 6
			263,817.69

34

	17,600.00		17,600.00
--	-----------	--	-----------

2

72,893,675.62	44,111,179.36	138,999,211.87	74,924,141.38
6,286,296.64	6,515,148.95	3,761,061.93	3,560,879.46
53,982,300.88	41,296,527.38		
1,593,082.67	427,462.57	11,344,989.73	4,142,014.92
340,890.36	121,314.85	1,457,081.77	95,226.42
63,261.94	79,764.27	140,596.40	33,923.38
135,159,508.11	92,551,397.38	155,702,941.70	82,756,185.56
336,504.70	256,794.43	172,113.62	100,942.88
202,498.87	202,719.48	184,450.24	202,719.48
8,822.73	-	2,911.19	-
547,826.30	459,513.91	359,475.05	303,662.36

3

79,179,972.2	50,626,328.3	55,979,535.8	41,925,069.0
6	1	5	7
79,179,972.2	50,626,328.3	55,979,535.8	41,925,069.0
6	1	5	7
		547,826.30	459,513.91
		345,327.43	256,794.43
		202,498.87	202,719.48

40

	1,287,830.69	1,273,952.11
	390,564.64	390,388.81
	124,517.97	181,264.49
	95,647.32	181,264.45
	79,772.89	110,096.09

2025

	9,180.00	7,620.00
	-	2,521.87

41

	7,226,179.38	20,910,281.07
	3,631,471.21	5,567,486.50
	680,446.16	813,908.36
	258,995.29	254,166.55
	219,136.94	384,209.79
	177,751.83	241,537.44
	154,309.16	161,324.92
	109,828.19	32,608.80
	104,181.90	170,476.12
	344,039.86	498,096.47

42

	8,738,592.06	8,401,713.74
	5,102,073.73	6,259,031.88
	1,909,025.58	1,106,986.46
	1,629,106.28	1,321,027.32
	1,588,550.44	387,649.53
	928,090.57	779,953.14
	767,448.81	696,395.42
	495,393.45	486,641.52
	422,039.10	477,305.40
	336,344.05	394,180.59
	101,380.69	228,032.08
	37,730.14	300,021.44
	77,969.23	1,713,605.81

43

	4,330,767.27	4,340,327.40
	2,345,642.89	3,410,971.17
	2,253,629.42	2,143,566.69
	167,382.53	59,450.04
	111,392.88	285,400.22

2025

	83,712.63	286,621.40
	44,162.45	47,002.83
		40,094.34
	945,565.36	785,033.82

44

	3,824,902.39	2,956,199.60
	67,005.41	220,431.52
	20,532.22	35,052.98

45

	307,636.34	284,195.83
	26,669.60	28,811.68
	-720,947.45	904,478.03
	39,031.10	

46

	-59,423.97	90,160.16
--	------------	-----------

47

"_"		
	-1,525,436.81	-3,363,366.92
	-83,591.54	114,965.33

48

"_"		
	-2,148,952.75	-826,467.16

2025

49

“_”

“_” -14,278.22 71,993.44

50

2025

	"_"	-1,158,344.16	-1,335,141.23
		1,983,221.68	631,782.95
53			
1			
		705,460.00	167,591.95
		186,500.00	181,348.86
		14,288.98	44,428.75
		91,990.42	220,431.52
		121,137.67	160,323.45
2			
		18,547,869.58	28,856,259.27
		72,500.00	1,691,860.11
		636.40	140,000.00
		458,592.00	815,896.55
3			
		4,999,000.00	92,128,000.00
4			
		4,999,000.00	89,998,000.00
5			
		14,231,794.27	5,490,683.02
		269,740.80	202,375.78
			2,836.70
6			

2025

128,134,459	84,900,000.	92,798,085.4	2,567,464.1		123,269,822.
.63	00	4	1	465,984.48	78
36,128,729.		4,423,255.01	784,787.37		32,490,261.8
44					0
26,979,473.		14,351,794.2	596,529.89	-1,495,029.5	11,729,179.6
59		7		6	5
-1,662,231.7			-137,768.2	1,800,000.0	-
2			8	0	-
828,892.69		246,512.23	13,889.30		596,269.76

○

○

54

1

		-14,832,154.91	1,764,681.15
		2,148,952.75	-826,467.16
		1,609,028.35	-3,248,401.59
		13,001,257.82	13,255,171.75
		1,065,439.74	1,022,836.12
		2,321,014.28	2,568,261.58
		376,356.82	-
“ ”		14,278.22	-71,993.44
	“ ”	13,493.57	95,258.77
	“ ”	-	-
“ ”		3,824,902.39	2,770,821.06
“ ”		59,423.97	-90,160.16
	“ ”	2,070,534.19	511,599.51
	“ ”	-159,815.96	-61,165.21
“ ”		3,451,132.80	9,578,353.10
	“ ”	-10,933,571.84	-47,419,698.42
	“ ”	-13,039,129.61	-26,379,850.46
		876,000.00	2,012,604.90
		-8,132,857.42	-44,518,148.50
			65,598,203.66
		6,877,461.70	32,317,204.83

2025

	47,967,383.16	85,106,067.36
	-41,089,921.46	-52,788,862.53

2

	6,877,461.70	47,967,383.16
	10,219.00	8,931.00
	6,712,365.91	47,905,576.80
	154,876.79	52,875.36
	6,877,461.70	47,967,383.16

3

	-	876,000.00
--	---	------------

55

1

		256,867.08
--	--	------------

2

		202,498.87
--	--	------------

1

2

	344,627.28	181,284.40
	154,513.73	

2025

1

4,330,767.27	1,197,452.52	4,340,327.40	2,505,337.60
2,345,642.89	140,325.58	3,410,971.17	744,229.85
2,253,629.42	47,942.11	2,143,566.69	124,150.17
-	-71,417.74	-	1,214,927.38
111,392.88	1,151,698.11	285,400.22	578,960.00
945,565.36	-45,886.27	785,033.82	305,962.89
-	-	40,094.34	263,639.00
83,712.63	816,600.47	286,621.40	209,257.44
44,162.45	85,238.07	47,002.83	419,064.60
167,382.53	12,078.29	59,450.04	1,373.53

2

	2025	2017
	2027	2017
20mg	2027	2022

16

1

28,000,000.
00

100.0
0

2025

2024 49.09% 57.74% 2024 66.81% 56.03%

2

10,310

7,006

12,326.98				12,326.98
6,082.17				6,082.17
650.53				650.53
2,869.21				2,869.21
451.07				451.07
	100.00	750.00		850.00
	17.55			17.55
	469.19	275.62		744.81
22,379.96	586.74	1,025.62	-	23,992.32

12,813.45				12,813.45
219.00				219.00
6,011.84				6,011.84
919.77				919.77
2,223.48				2,223.48
732.30				732.30
	1,096.00	1,190.00	700.00	2,986.00
	26.98	5.78		32.76

2025

	824.45	327.02		1,151.47
22,919.84	1,947.43	1,522.80	700.00	27,090.07

3

2

35.89%

38.23%

3

1

48,200,000.
00

/ 21,740,937.
61

/ 2,886,071.4
1

2025

1

6,535,180.44 6,535,180.44

4,900,000.00 4,900,000.00

6,535,180.44 4,900,000.00 11,435,180.44

2

6,535,180.44

3

4,900,000.00

2025

4

4,900,000.00

4,900,000.00

69,856,009.
40

64,956,009.
40

4,900,000.00

2025

203,450,000.00

41,550,000.00	2021	4	12			
25,000,000.00	2023	4	26	2026	4	26
33,054,079.92	2023	3	16	2025	4	25
65,000,000.00	2020	3	23	2026	1	31
10,000,000.00	2024	12	2	2025	12	2
19,436,421.60	2024	6	28	2027	6	28
10,000,000.00	2024	5	30	2025	3	1
10,000,000.00	2025	3	5	2026	3	5

2025 6 30

65,000,000.00	2020	3	23	2026	1	31
113,864,800.00	2023	11	7	2025	5	7
113,864,800.00	2025	5	7	2026	5	7
30,000,000.00	2024	8	23	2025	11	3



2025 6 30

65,000,000.00	2020	3	23	2026	1	31
33,054,079.92	2023	3	16	2025	4	25
19,436,421.60	2024	6	28	2027	6	28
	2024	6	5	2025	6	5

2025

	10,000,000.00						
		2024	8	23	2025	11	3
	30,000,000.00						
		2024	8	29	2027	8	28
	10,000,000.00						
		2024	12	2	2025	12	2
	10,000,000.00						
		2024	5	30	2025	3	1
	10,000,000.00						
		2024	3	5	2026	3	5
	10,000,000.00						
		2024	9	29	2025	9	29
	10,000,000.00						
		2025	2	25	2026	2	24
	10,000,000.00						

3							
	15				15		

					2,777,134.45	2,460,434.17	
--	--	--	--	--	--------------	--------------	--

1

2025 6 30

2

1

2025 6 30

					203,450,000.00	10
					41,550,000.00	10

2 2025 6 30

2025 8 27

2020 3 19

10,445 /

700 / /

2

12

10%

2025

2	3		26,575.00	205,596.61
3	4		-	5,575.00
4	5		-	-
5			335,200.00	335,200.00
			2,022,955.74	1,217,110.50

79,451,433.70	100.00	2,022,955.74	2.55	77,428,477.96
44,148,635.18	55.57	2,022,955.74	4.58	42,125,679.44
35,302,798.52	44.43			35,302,798.52

49,849,359.72	100.00	1,217,110.50	2.44	48,632,249.22
26,995,761.20	54.15	1,217,110.50	4.51	25,778,650.70
22,853,598.52	45.85			22,853,598.52

2025

2025

53,746.27

53,746.27

165,260,580.4	1		84.71	
4				
24,439,835.00	1		12.53	
1,913,945.36	1		0.98	
1,276,967.19	1-2	5	0.65	127,696.7
				2
934,000.00	2-3		0.48	93,400.00

4

143,347,702	143,347,702	139,462,492.8	139,462,492
.80	.80	0	.80

28,000,000.00		28,000,000.00
50,000,000.00		50,000,000.00
5,000,000.00		5,000,000.00
500,000.00		500,000.00
55,000,000.00		55,000,000.00
500,000.00		500,000.00
462,492.80	1,957,210.0	2,419,702.80
	0	
	1,928,000.0	1,928,000.00
	0	

5

1

41,316,685.77	27,204,132.88	60,347,547.22	35,503,369.37
52,609,611.74	41,380,983.28	27,906,145.61	25,564,438.22

2

35,030,389.13	20,688,983.93	56,586,485.29	31,942,489.91
6,286,296.64	6,515,148.95	3,761,061.93	3,560,879.46
41,316,685.77	27,204,132.88	60,347,547.22	35,503,369.37
47,477,168.14	36,789,381.06	21,441,249.98	19,527,617.56
246,329.17	235,465.98	228,280.54	235,465.98
4,886,114.43	4,356,136.24	6,236,615.09	5,801,354.68
52,609,611.74	41,380,983.28	27,906,145.61	25,564,438.22

3

41,316,685.7	27,204,132.8
7	8
41,316,685.7	27,204,132.8
7	8

52,609,611.7	41,380,983.2
4	8
52,363,282.5	41,145,517.3
7	0

246,329.17	235,465.98
------------	------------

2025

6

		6,800,000.00
	-44,697.31	90,160.16

1

		-14,278.22
		307,636.34
		-59,423.97
		-277,780.46
		-851,815.71
		-140,621.83
		-

2

	-3.02	-0.0843
	-2.86	-0.0800

2025 8 27